




## BEST PRACTICE

LOCATION: Readymix or mortar plant      ARTICLE YEAR: 2011  
ACTIVITY: Maintenance & Housekeeping      COMPANY: CPI Mortars Ltd  
SUB ACTIVITY: N/A      COMPANY LOCATION: Gartsherrie Industrial Estate  
BEST PRACTICE No: BP760      COMPANY TEL: 07771913689  
COUNTRY OF ORIGIN: United Kingdom

TITLE	
<b>New tool to remove drive chamber insert from from mortar plant</b>	
<b>ARTICLE</b>	
<p>Description</p> <p>The removal of the dry chamber insert, which is the metal disk at the end of the chamber of a dry mortar mixing unit, took engineers around ten minutes. The task required the use of a hammer and nail to free the insert. This was very strenuous, time consuming and resulted in a near miss.</p> <p>Following this incident, a tool was developed by one of the engineers - a dry chamber insert extracting tool. The tool is simple to use and eliminates the need for any other tools. Utilising the motor of the silo, the insert can be removed in under a minute.</p> <p>Benefit</p> <p>The new system significantly reduces maintenance time and eliminates a potentially hazardous job.</p>	
<b>ARTICLE IMAGES</b>	
<p>Click image to enlarge</p>  <p>New method</p>	<p>Click image to enlarge</p>  <p>New method</p>