



DVD project „Safety First“

4th Atlantic Alliance Conference

Ludwig Berger, Director Health, Safety and Environment -Lafarge Roofing

Concept of the DVDs 1/2

- The concept was developed in cooperation from StBG and Lafarge Roofing
- Not just a clip, but a training concept in sequences
 - Non-verbal clips to be used by supervisors and Safety trainers
 - Interactive discussion about safe and unsafe behaviour
 - Support by users manual (German and English) for trainers
- Training sessions can be divided in lessons

Concept of the DVDs 2/2

- Training package per subject
 - DVD with 6-8 different sequences
 - CD (training manual, user guide, training documentation)

- Four subjects finalised>> more are coming
 - Slip, trip and fall
 - Portable ladders
 - Manual handling
 - Pedestrians and mobile equipment
 - In production: fork lift trucks

Step 1

Step 2

Step 3

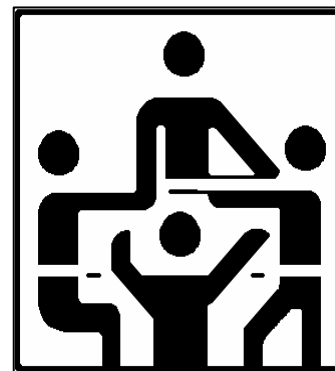

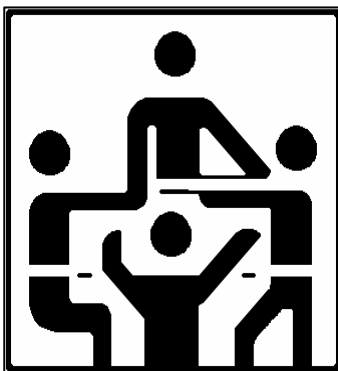

Step 4

Show the negative sequence with the unsafe behaviors.

Challenge the employees to discuss the hazards are shown

Encourage the employees to identify safe ways of behavior, then show the positive sequence

Agree on the binding rules of safe behavior and the consequences of unsafe behavior with the employees.





Safe and unsafe behaviour



**Vielen Dank
für Ihre
Aufmerk-
samkeit!**

