



UNION EUROPÉENNE DES PRODUCTEURS DE GRANULATS
EUROPÄISCHER GESTEINSVERBAND
EUROPEAN AGGREGATES ASSOCIATION

Health & Safety in Europe

The Sustainable Development Context in the European Aggregates Industry

Denis Mertens
UEPG President

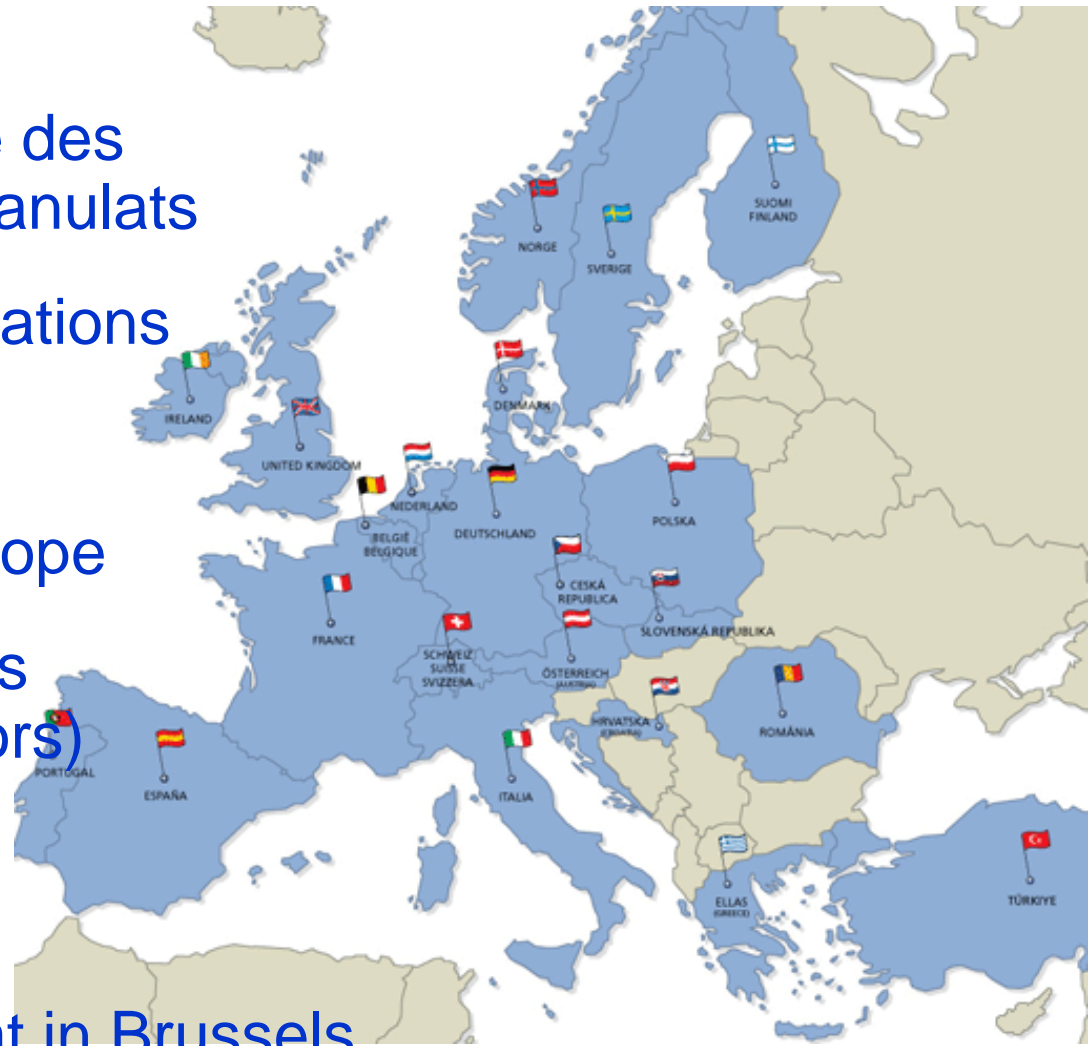
Lansdowne Resort, USA
26 September 2008



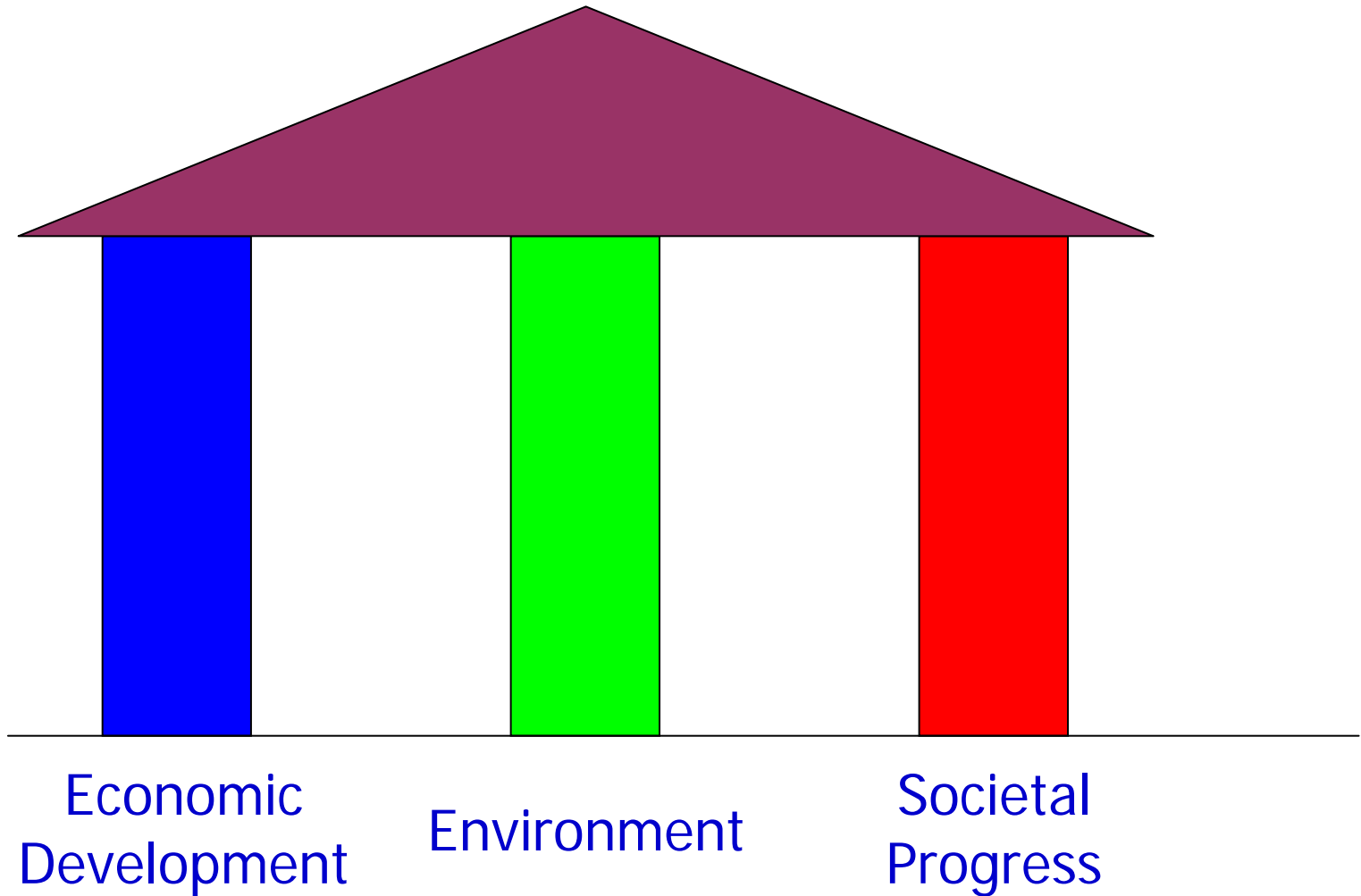
5th Atlantic Alliance Meeting
26 September 2008 - Lansdowne Resort, USA

UEPG

- Created in 1987
- Union Européenne des Producteurs de Granulats
- 22 National Associations
- 13,500 companies
- 28,000 sites in Europe
- 360,000 employees (incl. sub-contractors)
- 3 billion tonnes of aggregates p.a.
- General Secretariat in Brussels



Sustainable Development



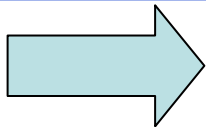
Sustainable Development

- What you don't measure,
- What you don't know,
- What you don't manage,

you don't know;

you can't manage;

you can't improve



EU initiative on SDI's

EU initiative on SDI's

NB-70-05-024-EN-C


 **EU Non-Energy Extractive Industry**
Sustainable Development Indicators 2001-2003

This report presents a set of sustainable development indicators which have been developed for the non-energy extractive industry. It is the result of a voluntary initiative to produce 20 indicators describing the economic, social and environmental performance of the industry. The report covers data from 2001 to 2003.



Why Sustainable Development Data?

- To measure the progress of our industry
- To raise awareness of sustainable development
- To identify areas where we need improvement
- To improve communication with stakeholders



Lessons learned - 2004-2005 Indicators

Company level indicators

- Employment
- Exploration costs
- R&D Investment
- Transport constraints
- Health & Safety of employees
- Communication to the community
- Development of skills
- Energy efficiency
- Water demand
- Land demand
- Land management
- Use of dangerous substances
- Environmental incidents

Member State level indicators

- Sustainable access to resources
- Land granted for minerals extraction
- Material demand
- Contribution to GDP
- Trade balance
- Sensitivity
- External co-operation in sustainable development of the non-energy extractive industry

Lessons learned - 2004-2005 questionnaire

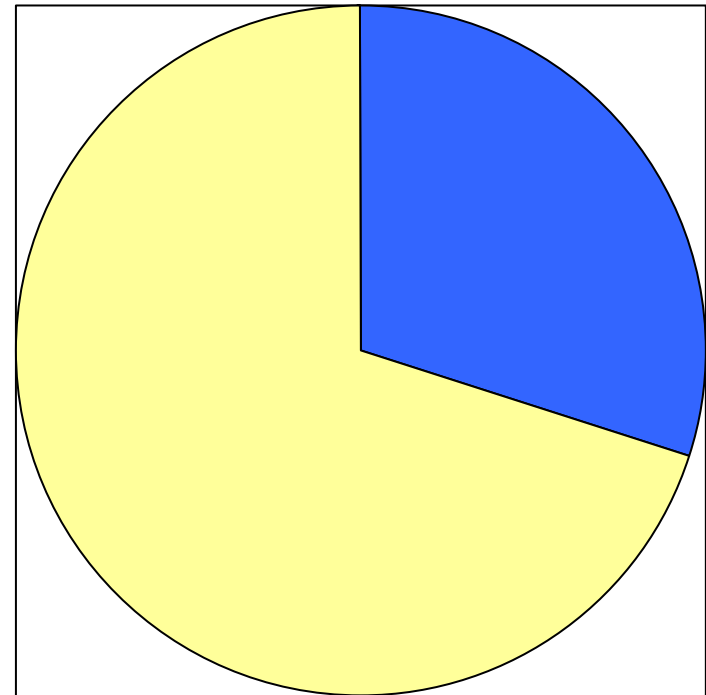
- Complicated questions spreading on three pages
- Annex explaining how to fill in the questionnaire
- National associations were asked to contact **all** companies

SD data for 2004-2005 – 22 countries

- Austria
- Belgium
- Croatia
- Czech Republic
- Denmark
- Finland
- France
- Germany
- Greece
- Italy
- Ireland
- Netherlands
- Norway
- Poland
- Portugal
- Romania
- Slovak Republic
- Spain
- Sweden
- Switzerland
- Turkey
- United Kingdom

SD data for 2004-2005 – companies

- Companies which provided data for the survey represent approx. 30% of total production.



SD data – EU Challenges

- Changes in scope
(some companies stopped participating,
others joined the exercise)
- Burden to small companies
(e.g. Germany :
>50% of aggr. business
<10 employees)
- Not all questions are relevant
- Some data are considered confidential :
turnover, reserves, R&D investment, exploration costs



SD data – UEPG response

- Simplified, single page annual questionnaire
- Covering both the European Commission questionnaire *and* the UEPG statistical survey
- Involving all UEPG Committees
 - Economic
 - Health & Safety
 - Environment
- Allowing sample statistical survey e.g.
 - 10 large companies
 - 10 medium companies
 - 10 small companies



SD data – UEPG response

- Producing a Sustainable Development Report based on the results of this new questionnaire covering the three pillars of sustainability

► SD "Social Pillar" Reporting, per UEPG Member

Total number of Direct Employees (Full-time Equivalents)			Number
Fatalities	Direct Employees		
	Indirect Employees	Hauliers	
		Contractors	
Lost Time Incidents	Direct Employees		
	Indirect Employees	Hauliers	
		Contractors	
Hours worked (estimate)	Direct Employees		
	Indirect Employees	Hauliers	
		Contractors	
Development of skills: Total number of hours of training			
Communication with local community: Total number of public events			

Thank you

